

MADE IN  
USA

# TOMCAT

MINIMAG

17" - 28"

SCRUBBERS



COMPACT SCRUBBERS



BURNISHERS



SPECIALTY UNITS



RIDER SCRUBBERS



FLOOR MACHINES



**TOMCAT** scrubbers are designed and built to clean schools, malls, warehouses, retail outlets, and to hold up to the daily use of contract cleaners.

The **MINIMAG** offers a large battery package for superior run time, and is available in disk or cylindrical configurations.

The “**DISK**” machines offer more cleaning power than other machines, and the deck can be protected by heavy steel guards. Brushes are gimbal-mounted, which improves cleaning on uneven floors. Each brush is directly driven for unmatched scrubbing performance.

The “**CYLINDRICAL**” machines have the added benefit of sweeping up debris while scrubbing, eliminating a need to dust mop, increasing productivity, and providing superior cleaning on grouted tiles.

The **EDGE** surface preparation technology is available on the **MINIMAG** in both 20” and 28” paths. This innovative cleaning head uses high speed oscillating and allows the **MINIMAG** to strip floor finish and eliminate the need for chemical strippers. By eliminating harsh and slippery chemical strippers the **MINIMAG EDGE** is:

- **Environmentally friendly by eliminating stripper**
- **Helps earn LEEDS credits**
- **Wet screens wood gym floors**
- **Reduces “Slip & Fall” accidents**
- **Allows novices to prep and recoat like an expert**
- **70% reduction in water use**

On traction units, the brush pressure is maintained at one of five settings by the *Central Command II*, and our “*Management Lockout*” allows you to lockout any adjustment.

The heavy steel construction, 100% stainless fasteners and polyurethane rollers offer superb protection. While they offer the toughness you are looking for, your operators will find them easy to maneuver into janitor’s closets and small elevators.

Traction units have a powerful transaxle for climbing steep ramps, and non-marking tires and casters to protect the floor.

On further inspection, you will notice that our transaxle, casters, scrub deck, squeegee linkage, and battery package all bolt directly to a 1/4” steel frame. Although our tanks have the thickest walls in the industry, we do not transmit any structural forces to them or allow normal collision damage to impact them.

**Call (800) 450-9824  
for a Demonstration**




Watch **EDGE** in action at:  
[www.youtube.com](http://www.youtube.com)  
Search: Tomcat Edge Scrubber

*Single Pass Stripping with only Water*



**FULLY CLEANABLE RECOVERY TANK**



**OPENS FOR EASY SERVICE**

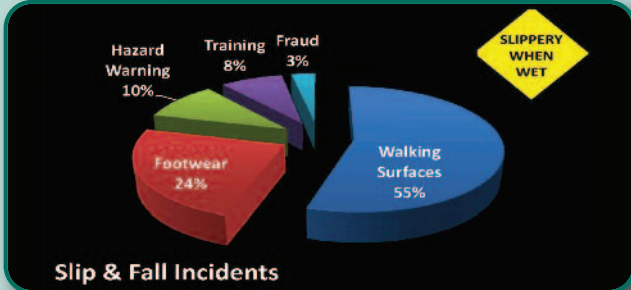


**NO MESS DRAIN**




# Be GREEN and Save GREEN \$\$ with *EDGE*

- **Chemical Free Stripping:** Help the environment while saving money and just use water to remove floor finish. The EDGE system combined with our maroon "Prep Pad" prepare a floor for quick and easy recoat.
- **Up to 70% Reduction in Water/Soap Usage:** Edge's unique oscillating head doesn't fling water away from the cleaning area, so less water/soap is required to clean, increasing operator productivity.
- **Increased Run Time:** The unique oscillating system on Edge uses less energy than disk units for longer run time per charge.



**Reduce Slip & Fall:** By eliminating chemical stripper one can easily reduce the potential for Slip and Fall accidents and improve employee/customer safety.



**Square vs. Round:** Edge's rectangular shape offers equal dwell time across pad width, unlike round pads. The square corner allows Edge to clean into corners and against baseboards better than round pads.

**MAINTENANCE SCREEN**

**OPERATING SCREEN**

Adjustable Handle Bars  
*Operator Comfort*

**Eliminates clogged floor drains**

**DRAIN SAVER**

Vacuum Screen  
*Foam Protection*

17 Gallon Recovery Tank  
*Completely Accessible*

Front Fill 17-Gallon Solution  
*Increased Productivity*

500 lb. Actuator  
*Maximum Scrub Pressure*

HD Scrub Motors  
*Superior Cleaning*

HD 2500 RPM Motor  
*Unmatched Performance*

Oversized Isolators  
*Long Life*

Tower Rollers  
*Protect Walls*

Non-Marking Tires  
*Protect Floors*

Thick Steel Frame  
*Unmatched Durability*

- 1 DISK:** Traditional Pad Scrubbing
- 2 CYLINDRICAL:** Sweep & Scrub in One Pass
- 3 EDGE:** Chemical Free Stripping

15 hp Belt Drive  
*Maintenance Free*

## RETURN ON INVESTMENT

AREA	TIME REQUIRED TO CLEAN		
	Sq. Ft.	By Hand	Model MiniMag 26"
10,000	7 hrs	0.5 hrs	\$ 220.00
25,000	17 hrs	1.0 hrs	\$ 550.00
75,000	50 hrs	3.0 hrs	\$1,650.00
100,000	70 hrs	4.0 hrs	\$2,200.00

### SOLD THROUGH DISTRIBUTORS

We've built our reputation by providing the toughest, best-engineered, highest-value machines our industry can produce. We make sure that in every market in which our more than 350 distributors in 36 countries and service centers do business, they maintain a "factory" trained service department with a vested interest in our customers long-term satisfaction.

**TOMCAT** offers a line of cleaning equipment that includes sweepers and scrubbers, in both walk-behind and ride on models. All our models are practical, rugged machines that are sensibly priced. Your local dealer will be happy to assist you with rentals, soap, and floor sealer information. They will gladly provide service on all brands of cleaning equipment.

### AUTHORIZED DISTRIBUTOR



**Manufactured By:**  
**R.P.S. Corporation**  
**P.O. Box 241**  
**Racine, Wisconsin 53401**  
**Phone: (800) 450-9824**  
**International: 011 262 681 5747**  
**Fax: (866) 632-6961**  
**www.tomcatequip.com**

Copyright R.P.S. Corporation 2011. All rights reserved.  
 Since our policy is one of constant improvement, all specifications are subject to change without notice.

### MINI 17", 20", 23"

### MINIMAG 17", 20", 23", 24", 26", 28"

#### Body Construction/Dimensions

Tank Material:	Poly (3/8" thick) (.9525 cm)	Poly (3/8" thick) (.9525 cm)
Chassis Construction:	3/16" Coated Steel (2 cm)	3/16" Coated Steel (2 cm)
Front Wheels:	(2) 9" x 2" [(2) 23 x 5 cm]	(2) 9" x 3" [(2) 23 x 8 cm]
Rear Casters:	(2) 4" x 2" [(2) 10 x 5 cm]	(2) 4" x 2" [(2) 10 x 5 cm]
Size (L x W x H):	45" x 18" x 40" (114 x 46 x 102 cm)	45" x 18" x 40" (114 x 46 x 102 cm)
Weight (w/o batteries):	242 lbs. (110 kg)	255 lbs. (116 kg)
Weight (w/batteries):	374 lbs. (170 kg)	387 lbs. (176 kg)

#### Brush System

Disk Brush/Pad Size:	17-D: (1) 17" (43 cm) 20-D: (1) 20" (51 cm) 23-D: (1) 23" (58 cm)	17-D: (1) 17" (43 cm) 20-D: (1) 20" (51 cm) 23-D: (1) 23" (58 cm) 26-D: (2) 13" [(2) 33 cm] 28-D: (2) 14" [(2) 35.5 cm]
Disk Brush Motor:	(1) .75 hp (559 watts)/200 rpm	.75 hp (559 watts)/270 rpm
Cylindrical Brush Size:		24-C (2) 22" x 5.5"
Cylindrical Brush Motors:	NA	(2) .75 hp (559 watts)/750 rpm
Edge Pad Size:		20-Edge (1) 20" x 14" 28-Edge (1) 28" x 14"
Edge Pad Motor:	NA	(1) 1.0 hp (780 watts)/2000 or 2500 rpm
Brush Down Pressure:	0-125 lbs. (0-57 kg)	0-150 lbs. (0-68 kg)

#### Battery System

System Voltage:	24 volts	24 volts
Standard Battery Rating:	115 ah	155 ah
Optional Battery Rating:	Up to 225 ah	225 ah
Battery Run Time:	Up to 3.5 hours	Up to 4 hours
Charger (110v/60 Hz/24 volt):	Dual Mode Console	Dual Mode Console

#### Solution System

Solution Tank Capacity:	17 gallons (64 liters)	17 gallons (64 liters)
Solution Flow Rate:	0-1.0 gpm (0-4 lpm)	0-1.0 gpm (0-4 lpm)
Solution Filter:	Stainless/Inline	Stainless/Inline

#### Recovery System

Recovery Tank Capacity:	17 gallons (64 liters)	17 gallons (64 liters)
Vacuum Power:	0.75 hp (559 watts)	0.75 hp (559 watts)
Drain Hose:	1.5" diameter (4 cm)	1.5" diameter (4 cm)
Vacuum Specs (lift/airflow):	70"/70 cfm (178 cm/21 cmm)	70"/70 cfm (178 cm/21 cmm)
Demisting Chamber:	1.25 gallons (5 liters)	1.25 gallons (5 liters)
Drain Saver:	30 cubic inches (70 cubic cm)	30 cubic inches (70 cubic cm)

#### General

Cleaning Width:	17-BD: 17" (43 cm) 20-BD: 20" (51 cm) 23-BD: 23" (58 cm)	17-D: 17" (43 cm) 20-D: 20" (51 cm) 23-D: 23" (58 cm) 26-D: 26" (66 cm) 28-D: 28" (71 cm) 24-C: 24" (61 cm) 20-Edge: 20" (51 cm) 28-Edge: 28" (71 cm)
Cleaning Rate/Hour (sq. ft/hr):	Up to 22,124 (6,743 m)	Up to 25,543 (7,786 m)
Sound Level:	67 dBA	67 dBA

#### Drive System

Standard Drive:	Brush Drive	0.75 hp (559 watts), all gear/sealed
Forward Speed:	0-230 ft/min(4 mph) (6 kph)	0-230 ft/min(4 mph) (6 kph)
Reverse Speed:	0-130 ft/min(2 mph) (3 kph)	0-130 ft/min(2 mph) (3 kph)

#### Optional Equipment

- Spray Hose Attach.
- Key Switch
- Vacuum Wand Attach.
- Onboard Soap
- Heavy Duty Tires
- Management "Lockout"
- Variety of Brushes/Pads